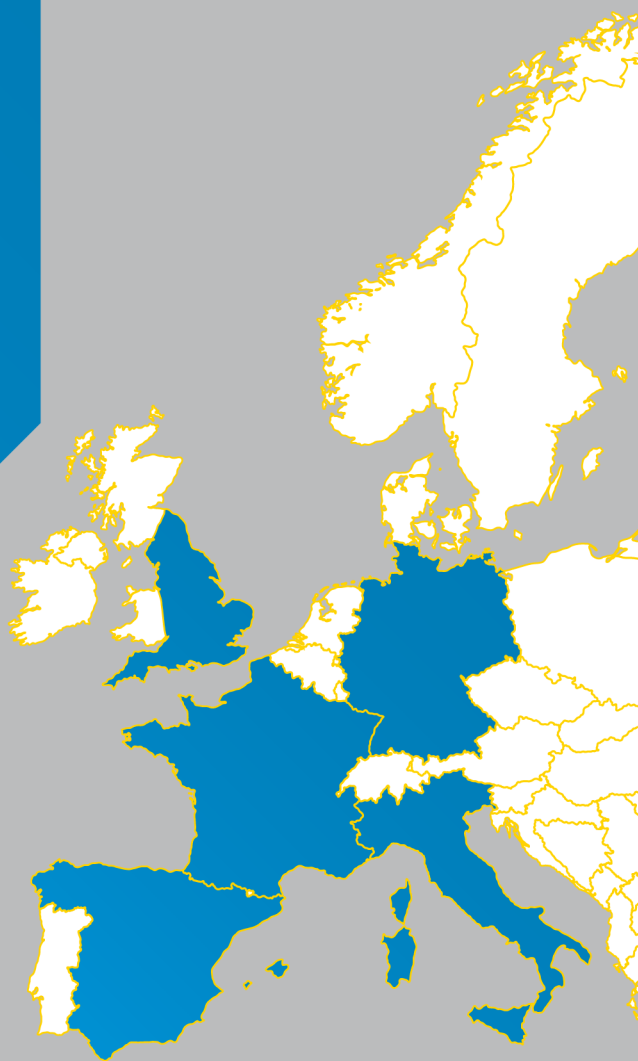




TRANSFER WINDOW ANALYSIS

WINTER 2017

Data and analysis covering international transfers involving clubs from England, France, Germany, Italy and Spain.



BIG 5 - TRANSFER WINDOW ANALYSIS WINTER 2017

Between 1 January and 31 January 2017, **3'085 international¹ transfers were completed worldwide**, involving 161 of the 211 FIFA member associations. Of this total, 62.6% were transfers of players out of contract, 16.1% were loans, 11.4% were permanent transfers² and 9.9% were transfers of players returning from a loan. 14.6% of the transfers involved a transfer fee, and **global spending was USD 856.3 million.**

Clubs from the Big 5 (England, France, Germany, Italy, Spain) completed 520 incoming transfers (16.9% of the total worldwide). A total of 32.1% of the transfers to the Big 5 involved a fee, and **spending amounted to USD 573.2 million** (66.9% of the total). Compared to 2016, the number of transfers grew 3.4% and spending grew 50.3%, with both figures reaching record highs for the Big 5 in the winter transfer window.

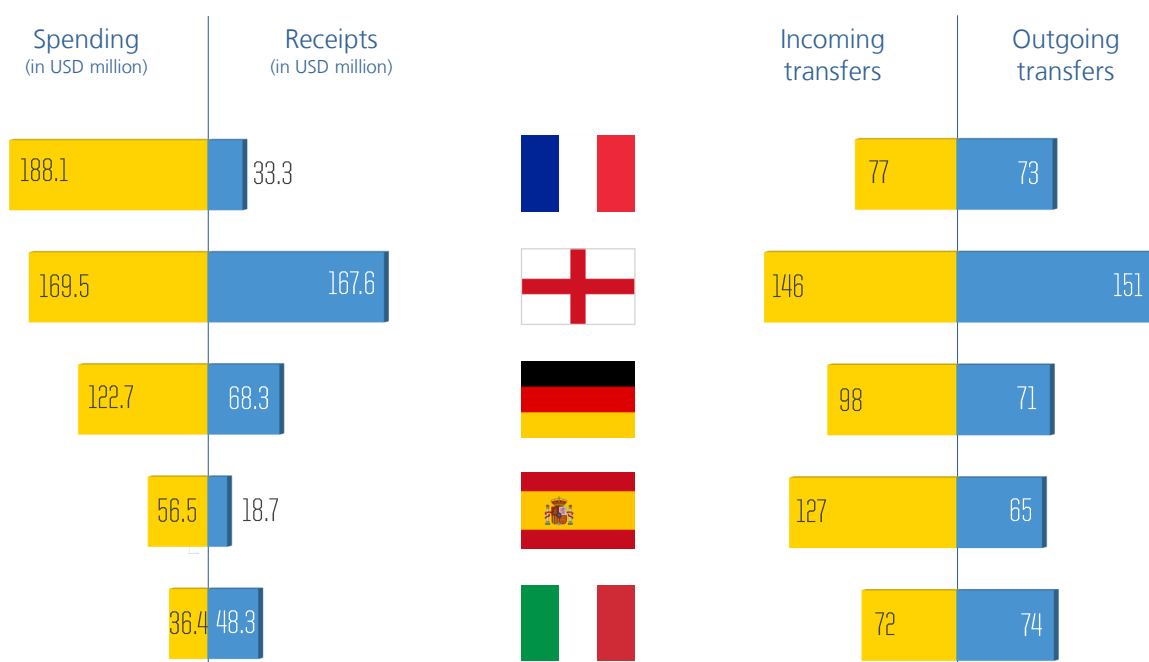
France was the biggest spender with a total outlay of USD 188.1 million. French clubs spent more in this year's winter transfer window than they did in the entire summer last year (USD 172.6 million).

Among the Big 5, **England remains the country with the largest volume of transfers:** 146 incoming and 151 outgoing.

Italian clubs recorded the lowest level of spending: USD 36.4 million. However, **Italy was the only country of the Big 5 with a positive balance**, having accrued USD 48.3 million in receipts.

Spanish clubs engaged almost twice as many players as they released (127 vs. 65), while **Germany completed the highest share of transfers out of contract** (57.1% vs. 33.4% for the other four countries combined).

Big 5 winter transfer window 2017 - Summary table



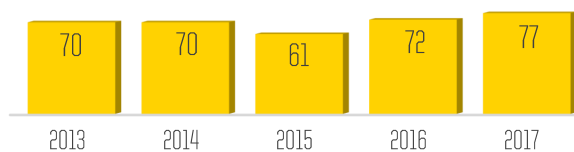
¹ Between clubs of two different associations

² An international permanent transfer with a transfer agreement between the two clubs

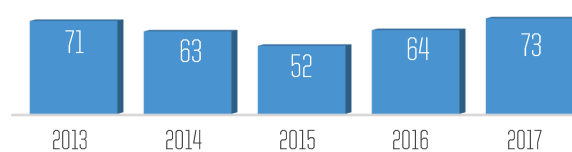
FRANCE

2013-2017 Winter transfer windows

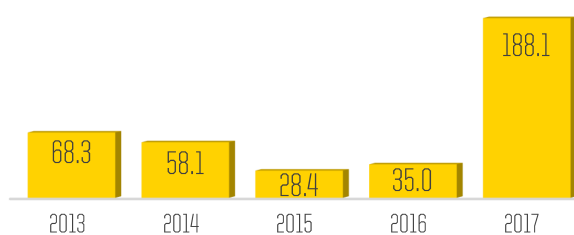
Number of incoming transfers



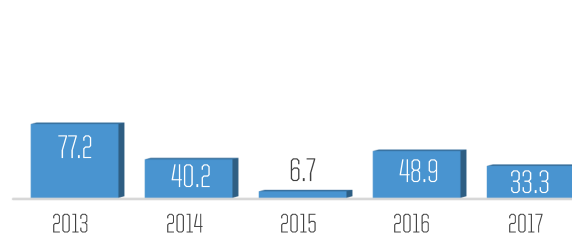
Number of outgoing transfers



Spending on transfer fees (in USD million)

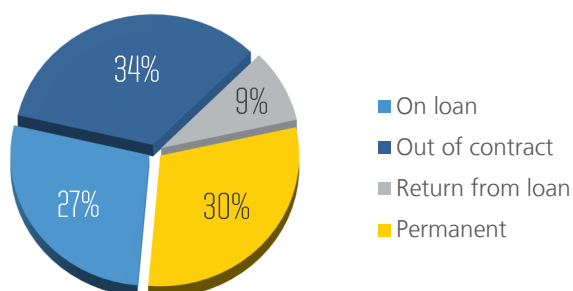


Receipts from transfer fees (in USD million)



2017 Winter transfer window

Incoming transfers by type



Player age

	Incoming	Outgoing
<21 years old	28.6%	15.1%
21-24 years old	32.5%	32.9%
25-28 years old	23.4%	34.2%
>28 years old	15.6%	17.8%
Average player age	23y 11m	24y 7m

Top transfer streams

From	Transfers	To	Transfers
Belgium	14	Greece	10
Portugal	6	Belgium	9
England	5	Algeria	6
Germany	5	Turkey	5
Italy	5	Italy	4

Top nationalities

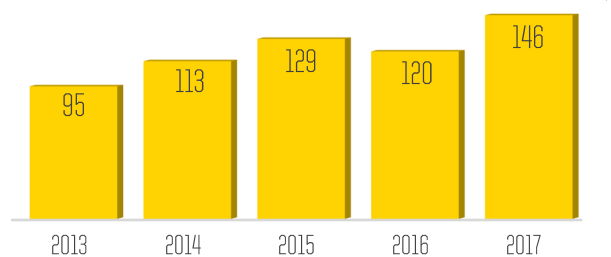
Incoming	Transfers	Outgoing	Transfers
French	26	French	29
Brazilian	4	Algerian	7
Portuguese	4	Brazilian	5
Dutch	3	Belgian	3
Ghanaian	3	Malian	3



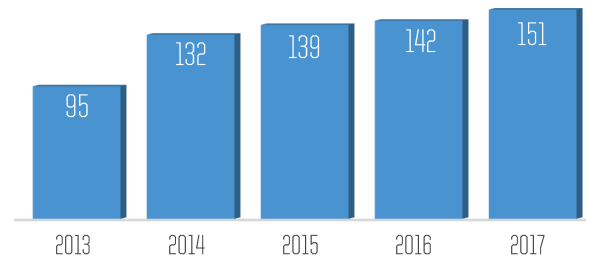
ENGLAND

2013-2017 Winter transfer windows

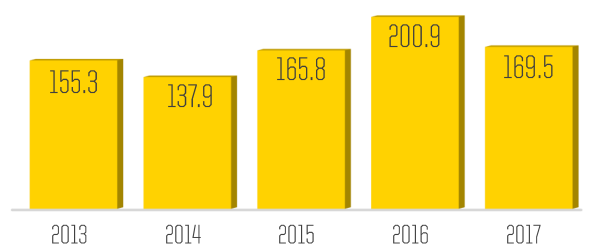
Number of incoming transfers



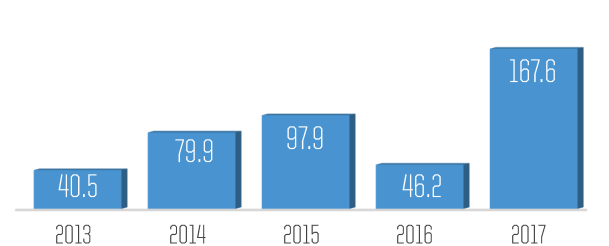
Number of outgoing transfers



Spending on transfer fees (in USD million)

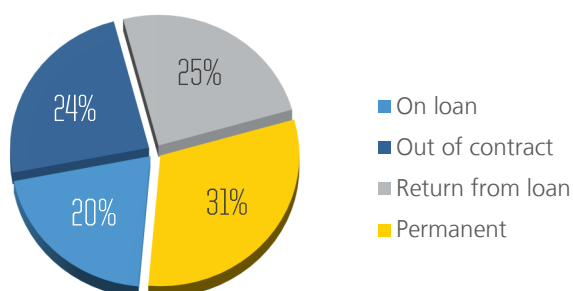


Receipts from transfer fees (in USD million)



2017 Winter transfer window

Incoming transfers by type



Player age

	Incoming	Outgoing
<21 years old	41.1%	35.8%
21-24 years old	27.4%	28.5%
25-28 years old	21.2%	20.5%
>28 years old	10.3%	15.2%
Average player age	22y 7m	23y 5m

Top transfer streams

From	Transfers	To	Transfers
Wales	29	Scotland	35
Scotland	24	Wales	34
Spain	10	Spain	16
Italy	10	Netherlands	11
Germany	8	Italy	8

Top nationalities

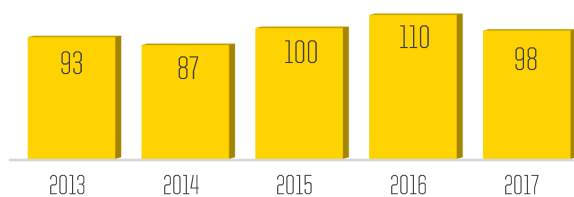
Incoming	Transfers	Outgoing	Transfers
British	56	British	72
Irish	11	Spanish	14
French	8	Dutch	9
Spanish	7	Irish	8
German	7	French	6



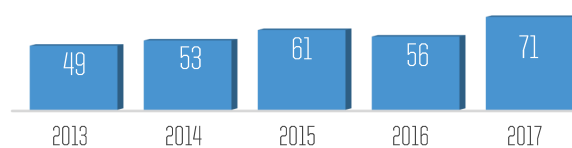
GERMANY

2013-2017 Winter transfer windows

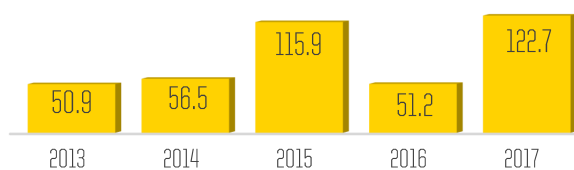
Number of incoming transfers



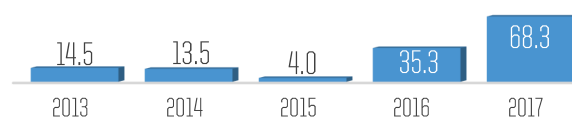
Number of outgoing transfers



Spending on transfer fees (in USD million)

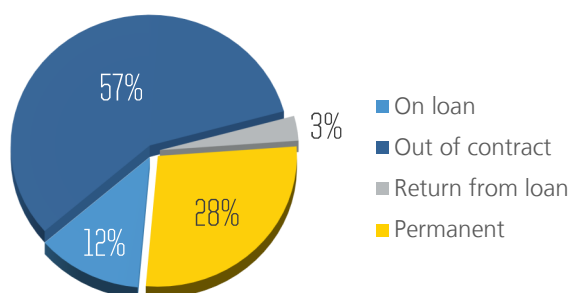


Receipts from transfer fees (in USD million)



2017 Winter transfer window

Incoming transfers by type



Player age

	Incoming	Outgoing
<21 years old	33.7%	25.4%
21-24 years old	25.5%	26.8%
25-28 years old	27.6%	38.0%
>28 years old	13.3%	9.9%
Average player age	23y 5m	23y 11m

Top transfer streams

From	Transfers	To	Transfers
Netherlands	8	Turkey	12
England	6	Austria	8
Sweden	6	England	8
Austria	5	France	5
Finland	5	Spain	3

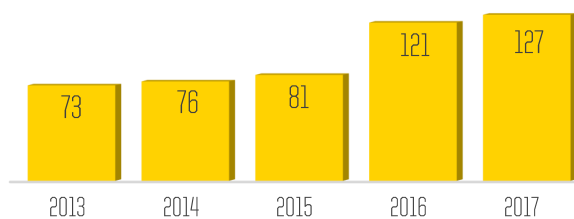
Top nationalities

Incoming	Transfers	Outgoing	Transfers
German	22	German	27
Dutch	10	Turkish	6
French	7	Brazilian	3
Turkish	5	Croatian	3
Swedish	4	Greek	3

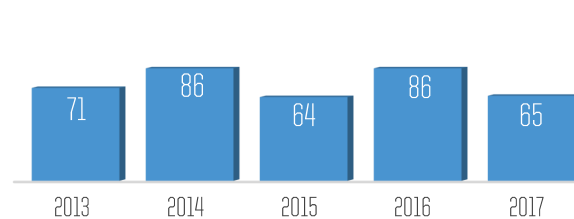


2013-2017 Winter transfer windows

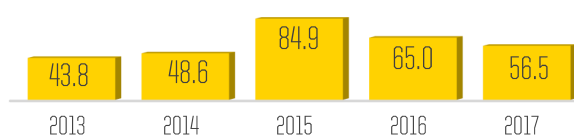
Number of incoming transfers



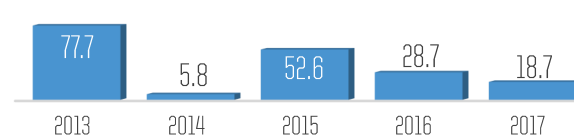
Number of outgoing transfers



Spending on transfer fees (in USD million)

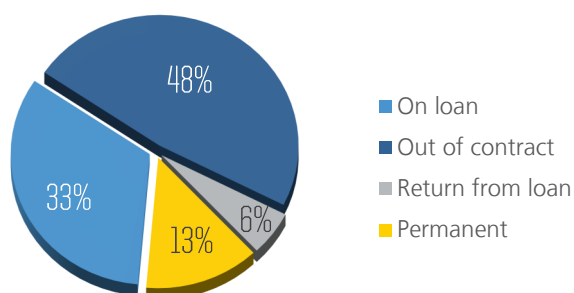


Receipts from transfer fees (in USD million)



2017 Winter transfer window

Incoming transfers by type



Player age

	Incoming	Outgoing
<21 years old	27.6%	16.9%
21-24 years old	27.6%	29.2%
25-28 years old	17.3%	30.8%
>28 years old	27.6%	23.1%
Average player age	24y 7m	25y 3m

Top transfer streams

From	Transfers	To	Transfers
England	16	England	10
India	15	Cyprus	8
Greece	8	Brazil	5
Italy	7	Greece	4
Uruguay	5	Portugal	4

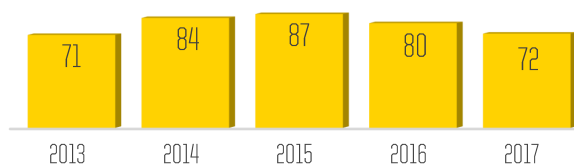
Top nationalities

Incoming	Transfers	Outgoing	Transfers
Spanish	39	Spanish	27
Brazilian	8	Brazilian	6
Nigerian	6	Argentinian	3
Argentinian	5	French	2
Uruguayan	5	Portuguese	2

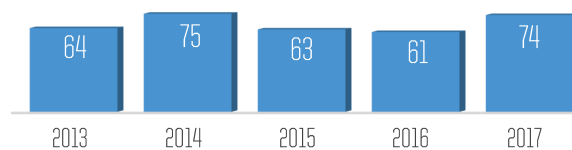


2013-2017 Winter transfer windows

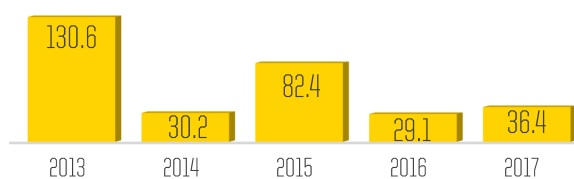
Number of incoming transfers



Number of outgoing transfers



Spending on transfer fees (in USD million)

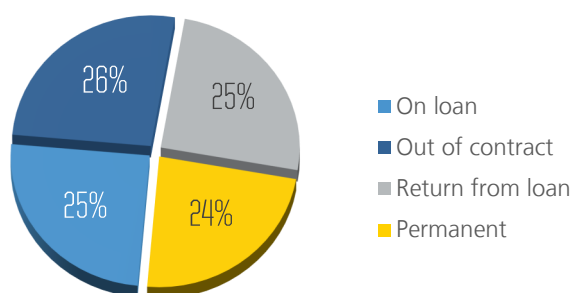


Receipts from transfer fees (in USD million)



2017 Winter transfer window

Incoming transfers by type



Player age

	Incoming	Outgoing
<21 years old	30.6%	27.0%
21-24 years old	33.3%	35.1%
25-28 years old	22.2%	18.9%
>28 years old	13.9%	18.9%
Average player age	23y 4m	23y 11m

Top transfer streams

From	Transfers	To	Transfers
England	8	England	10
Portugal	7	Brazil	9
Argentina	5	Spain	7
Brazil	4	France	5
Netherlands	4	Portugal	5

Top nationalities

Incoming	Transfers	Outgoing	Transfers
Italian	14	Italian	12
Argentinian	7	Brazilian	10
Brazilian	5	French	10
French	5	Argentinian	4
Romanian	4	Portuguese	3

DISCLAIMER

General disclaimer

The information contained in this report is based on individual transaction data provided directly by football clubs in ITMS. FIFA TMS assumes no responsibility for the accuracy, completeness and reliability of the information provided by the clubs.

With regards to technical references possibly included in the present report, please be advised that in the event of any contradiction between the contents of this report and the actual text of the relevant regulations, the latter shall always prevail. Equally, the contents of this report may not alter existing jurisprudence of the competent decision-making bodies and is without prejudice to any decision which the said bodies might be called upon to pass in the future.

“Spending/receipts by association” refers to spending or receipts on transfer fees by clubs belonging to a specific association.

Due to the nature of the ITMS database, the presence of pending transfers, the potential cancellation of transfers, and data correction, numbers may differ from one report to another. In the event of any contradiction between the content of this report and other publications by FIFA TMS, the most recent shall always prevail.

All information contained herein is exclusively owned by FIFA and/or FIFA Transfer Matching System GmbH, except as otherwise provided herein. The reproduction of any such images, trademarks, text or any and all content (even partially) is strictly prohibited unless express prior approval is obtained from FIFA, FIFA Transfer Matching System GmbH and/or the author of such works (as the case may be). Any views expressed in this report do not necessarily reflect those of FIFA or FIFA Transfer Matching System GmbH.

Source of data

The source of all data and information (unless explicitly indicated differently) is:

FIFA Transfer Matching System GmbH
Zurich, Switzerland

Methodological approach

Data and analyses provided only concern international transfers of professional male football players within the scope of 11-a-side football.

Transfer data has been analysed for transfers completed between 1 January 2013 and 31 January 2017. All data has been extracted from ITMS on 08 February 2017.

Transfers are allocated to a certain date according to the date when they reach the status of “ITC request” in ITMS, irrespective of the date of their first entry.

All information on transfer fees is automatically converted into US dollars on the basis of conversion rates as of the day of the transfer’s first registration in ITMS.

Numbers in the report are rounded.

Data protection

The data contained in ITMS and in this report is covered by Swiss data protection law. Those associations and clubs whose names appear in this report have expressly authorised FIFA TMS to disclose information concerning their transfers for reporting purposes.